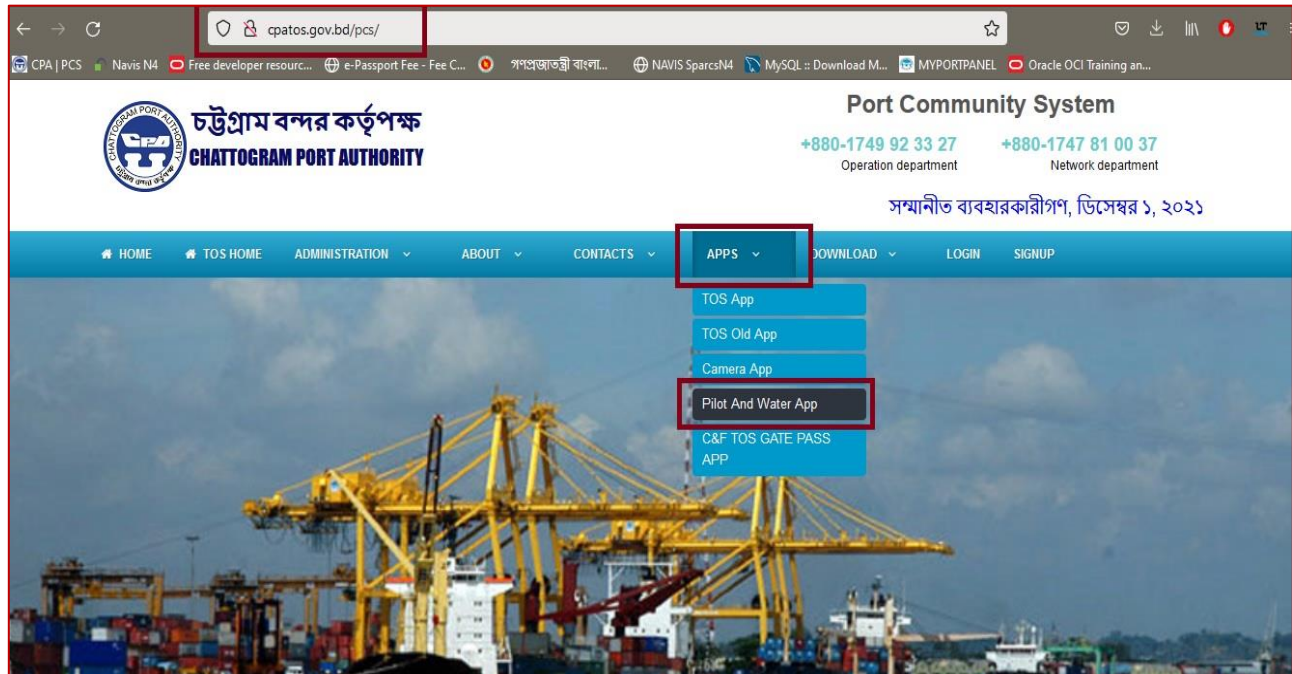


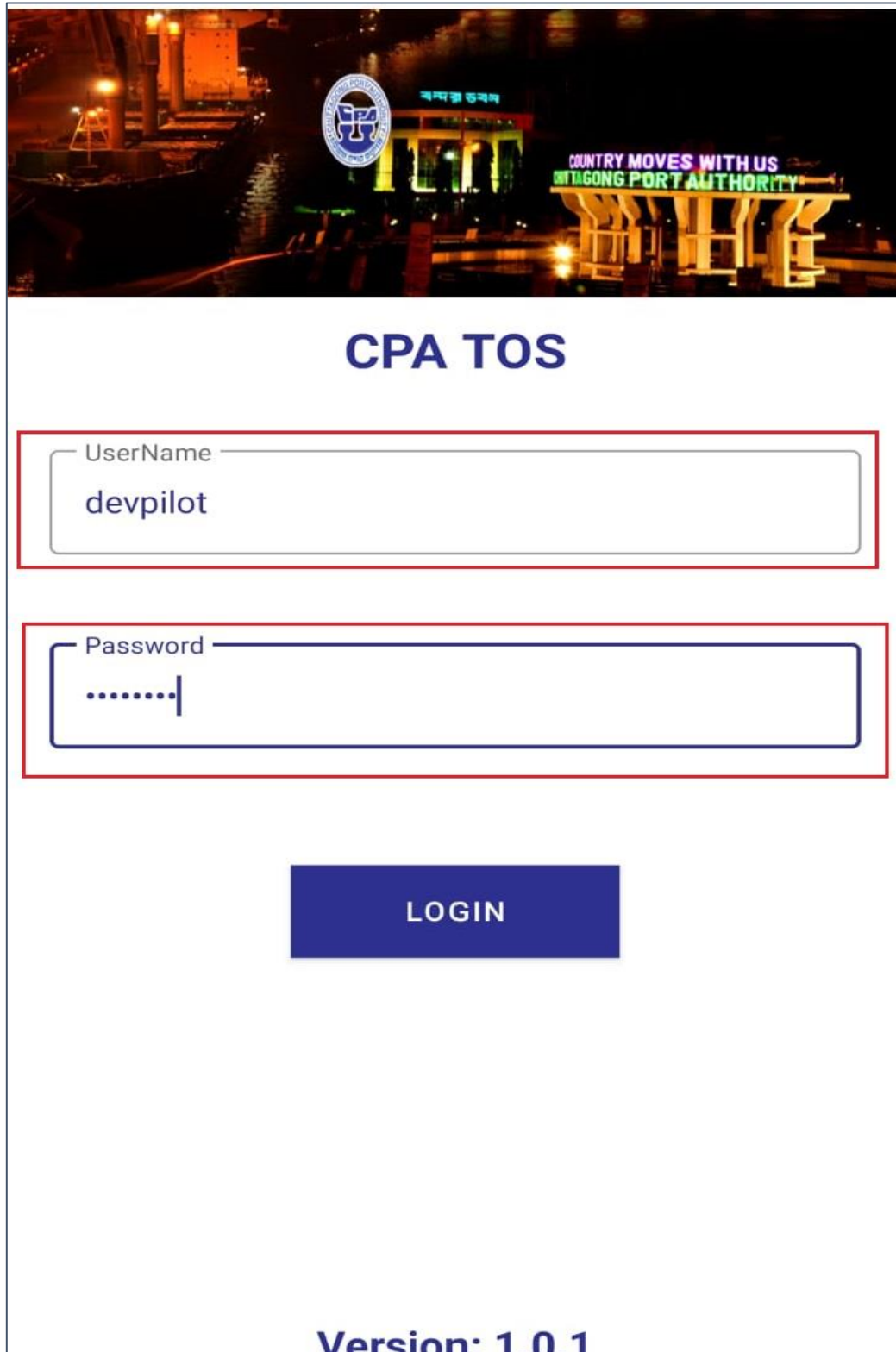
Welcome to You **“CAPTOS”** Website for How to Download, Install & Use The **“Pilot And Water App”**? Open Chrome/Mozilla Browser from your Mobile, go to the site by typing this address> <http://cpatos.gov.bd/pcs/> Download the Apps from Menu => **APPS => Pilot And Water App** as described Below.



After download >> Go to **Download** Folder in your Mobile then touch on it, system will install it automatically. Once Installation completed Properly You will See **below icon** of the App. Please **Open** it by touch.



Login into the App by your given **username** & **Password** Once it Open. Please Check the below screen:



CPA TOS

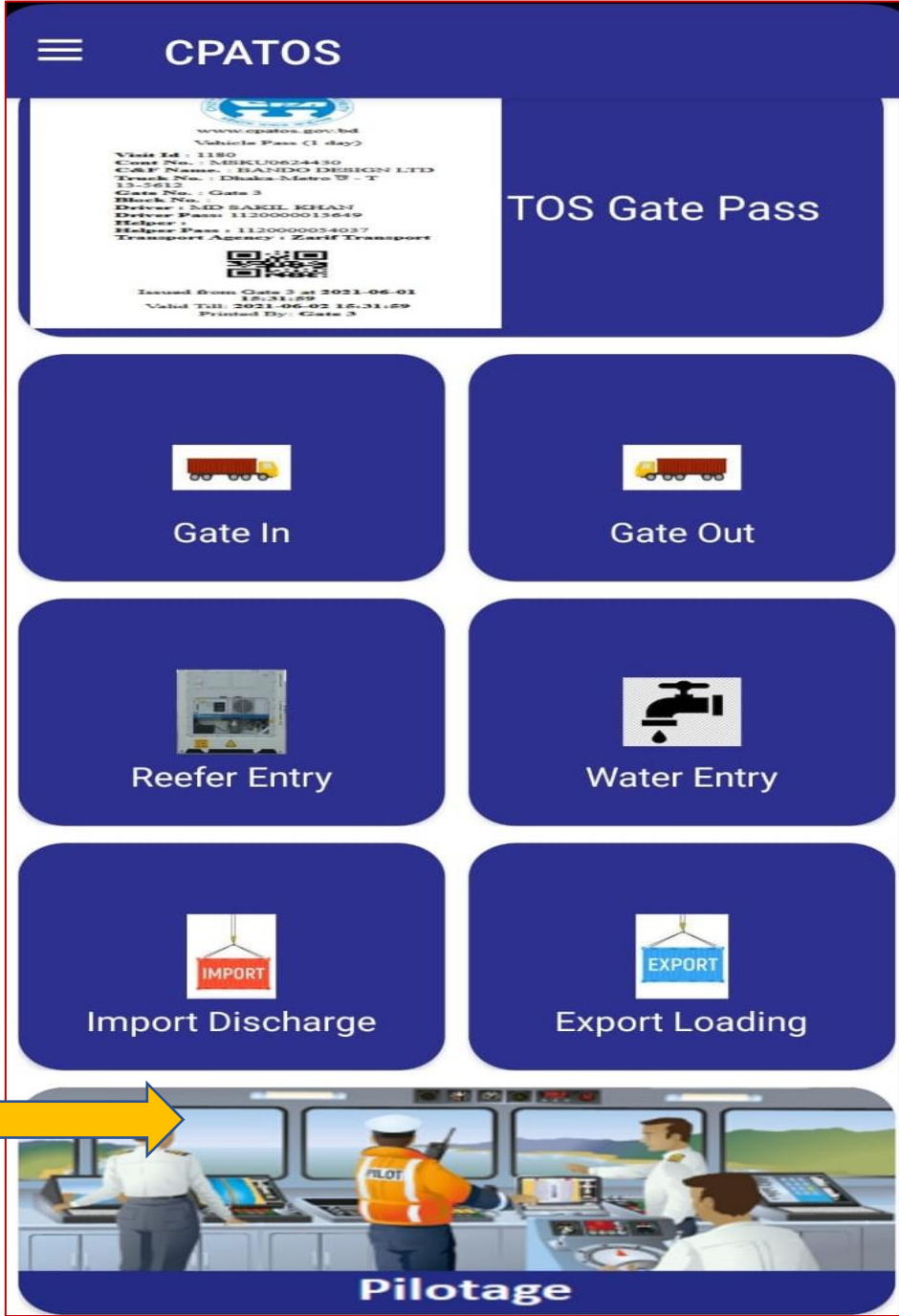
UserName —
devpilot

Password —
.....|

LOGIN

Version: 1.0.1

1 => App will Open Automatically with all of its Module, Please Select Pilotage.



2 => Select the Vessel Operation which one you want to do/Start. (In this manual we shown Outgoing vessel Operation for example)



3 => Select the vessel for pilotage (as we select CAPE SYROS for example)



← Outgoing Vessel List			
🔍 Vessel Search			
2021/5594	GCB11	CAPE SYROS	➤
2021/5577	NCT3	MV HR SARERA	➤
2021/5529	GCB13	M.V. WO LONG SONG	➤
2021/5594	GCB06	CAPE SYROS	➤
2021/5595	CCT1	MV FILOTIMO	➤
2021/5578	GCB09	MV NEGAR	➤
2021/5591	GCB11	MAERSK BINTULU	➤
2021/5596	NCT4	MV.SITCKEEL UNG	➤
2021/5579	GCB13	SANALFONSO	➤
2021/5437	CCT3	MAERSKHAIP HONG	➤

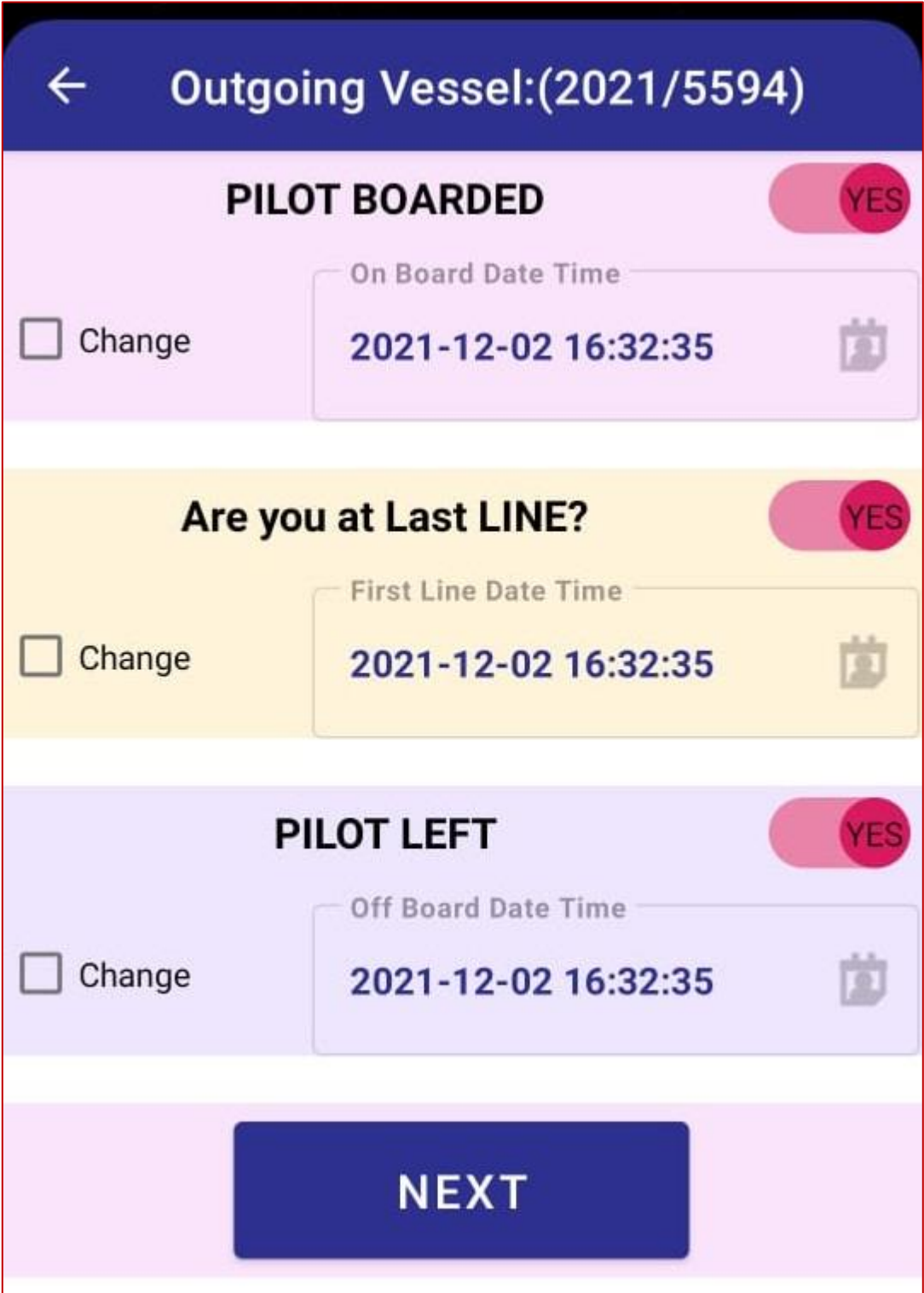
4 => Input the desired information and select “PROCEED” (By Default most of the information will be found)

The screenshot shows a mobile application interface for 'Vessle Details'. The title bar is dark blue with a white back arrow and the text 'Vessle Details'. Below the title bar, there are several input fields arranged in a grid. Each field has a label and a value. At the bottom of the form, there is a large blue button with the text 'PROCEED'.

Field Label	Value
Vessle Name	CAPE SYROS
Master Name	
Flag	Cyprus
GRT	gross_registered_ton
NRT	8016
Dech Cargo(TON)	
LOA(CM)	18500
Local Agent	MCC TRANSPORT
Last Port	
Next Port	
Rotation	2021/5594

PROCEED

5 => Toggle the “YES” button and “UPDATE” information if any. Then select “NEXT” button.



6 => Input the desired information and select “SAVE AND EXIT” button.

← Outgoing Vessel:(2021/5594)

Additional Tug	Additional Pilot
1	1
Remarks	DRAUGHT(MAX)
No	9.8

- 16. MAIN ENGINES IN GOOD WORKING CONDITION? YES
- 17. TWO ANCHORS IN GOOD WORKING CONDITION? YES
- 18. RUDDER INDICATOR IN GOOD WORKING CONDITION? YES
- 19. RPM INDICATOR IN GOOD WORKING CONDTION? YES
- 20. BOW THRUSTER AVAILABLE? YES
- 21. ARE YOU COMPLYING SOLAS CONVENTION? YES

SAVE AND NEXT

7 => Get the Sign of the Master of the vessel then select “SAVE” & select “REPORT”

←
Outgoing Vessel:(2021/5594)



Vessel	: CAPE SYROS	Call Sign	: 5BGG4
GT	: 25165	NT	: 8016
Deck	: null	LOA (CM)	: 18500
Cargo(TON)			
Flag	: Cyprus	Agent	: MCC TRANSPORT
Rotation	: 2021/5594	Pilot	:

Outgoing Information:

On Board : 2021-12-02 16:32:35
 Off Board : 2021-12-02 16:32:35
 Last Line : 2021-12-02 16:32:35
 Additional Pilot : 1
 Additional Tug : 1
 Remarks : No
 Berth :

Signature of Captain :

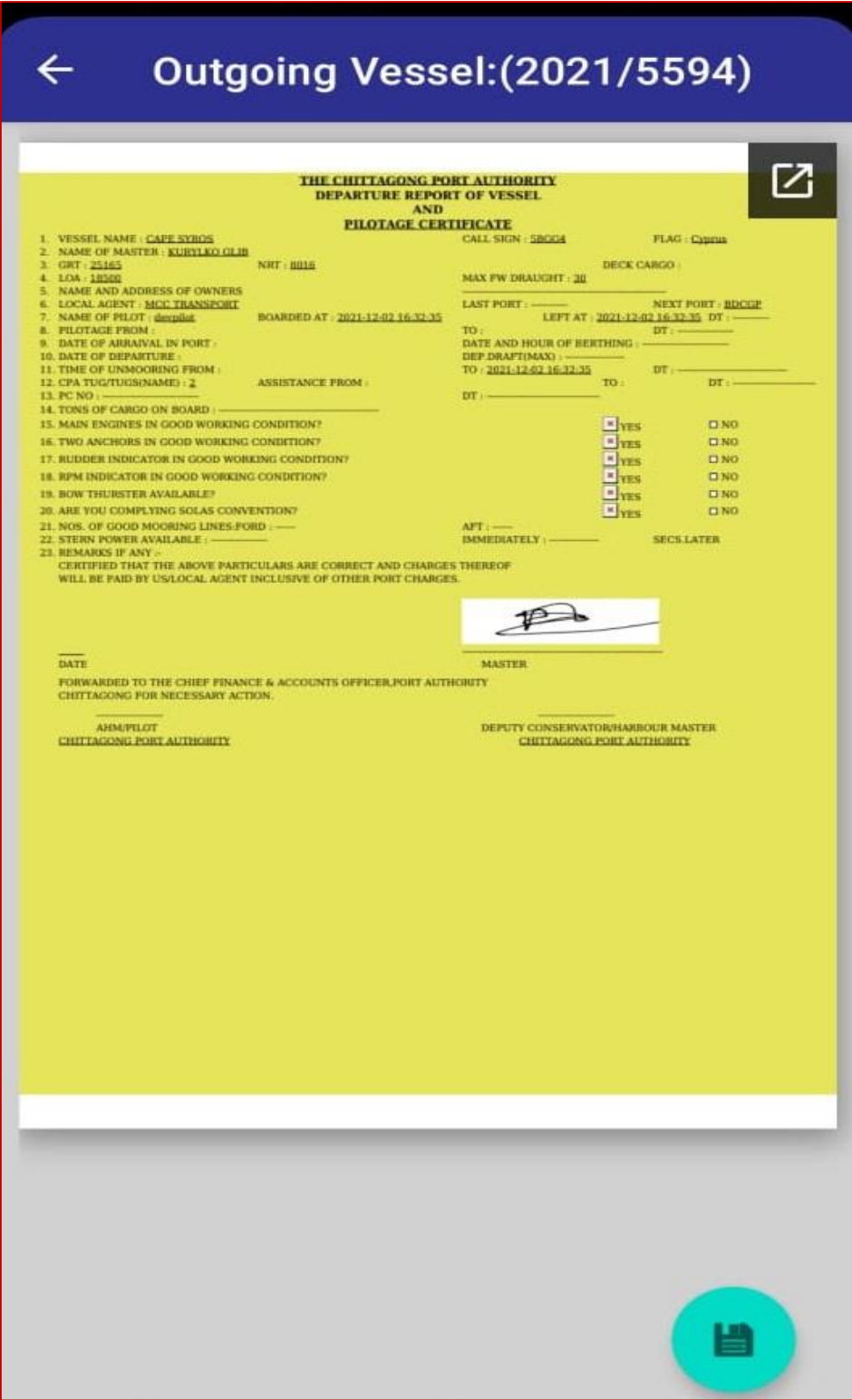


CLEAR

SAVE

REPORT

8 => A report will be generated. Print it or Save it as PDF.



As the same way you can smoothly Completed "Incoming Vessel" & "Shifting Vessel".

Thank You